



MIDMARK CARE EXCHANGE™ WORKSTATIONS

Care Exchange™

Non-powered Workstations



Midmark Care Exchange™ Workstations -
equip your exam rooms today for the future.

As the practice of healthcare evolves, technology will play a bigger role in creating workflow efficiencies in the exam room and how you interact with your patients. Bring everything you need together at the point of care with Midmark Care Exchange™ Workstations, an offering of superior mobility and hi-tech styling.

Care Exchange™ non-powered workstations provide maximum flexibility to fit your workflow in a sleek, compact design. PC and laptop carts adjust in height from 29" to 47" to fit the ergonomic needs of a standing or seated work position.



**Midmark 6206
Laptop Cart**

The kidney style laptop cart includes a keyed laptop security cable system and a spacious work surface, allowing you to access the information you need while maintaining an ergonomically correct working position.



**Midmark 6201
Laptop Cart**

This traditional style laptop cart has a keyed laptop security system, mouse surface and a secondary workshelf, bringing technology to the point of care.



**Midmark 6202
Flat Panel PC Cart**

The flat panel PC cart includes a slim-line PC / thin-client holder, mouse surface and a flat panel monitor arm with 100mm and 75mm VESA standard mounting locations.



**Midmark 6207
Laptop Cart**

This basic kidney style laptop cart has an ample work surface for basic mobile computing needs.



**Midmark 6230
Phlebotomy Cart**

The specialized phlebotomy cart includes a column mounted sharps container and utility basket. It provides ample blood draw supply storage and work surface area. Height adjusts from 33" to 51". Available in Pebble Grey only.

DC Powered Workstations



Midmark Care Exchange™ DC Powered Workstations - where technology and healthcare converge, bringing digital information to the point of care.

Midmark Care Exchange™ DC Powered Workstations are a series of hospital grade carts that deliver powered, point of care technology. The result? Improved workflow, clinical accuracy and unsurpassed convenience and efficiency.

DC power provides a longer battery life, supporting up to a 12-hour shift before recharging. All DC powered workstations adjust in height from 29" to 47" to fit the ergonomic needs of a standing or seated work position.



**Midmark 6251
DC Powered Laptop Cart**

The DC powered traditional style laptop cart provides 15 to 17 hours of run time between charges, a keyed laptop security system, a secondary workshelf and a mouse surface.



**Midmark 6252
DC Powered Flat Panel PC Cart**

The DC powered flat panel PC cart provides up to nine hours of run time between charges, with a DC monitor. Cart includes slim-line PC / thin-client holder, mouse surface and a flat panel monitor arm with 100mm and 75mm VESA standard mounting locations.



**Midmark 6256
DC Powered Laptop Cart**

The DC powered kidney style laptop cart provides 15 to 17 hours of run time between recharging. Cart includes a keyed laptop security cable system and an ample work surface.

Accessories that add versatility and improve functionality



IV Pole

The IV pole workstation accessory eliminates clutter with the added convenience of being fully mobile. It can also serve as a digital ECG holder, preventing entanglement or damage to leads.



Slim Line CPU Holder

The thin-client, slim-line CPU holder accessory provides a secure, column mount platform for mobile CPU storage up to 6.5" in depth.



CPU Holder

The CPU holder accessory with adjustable strap provides a space-saving platform for mobile CPU storage up to 8" in depth.



Utility Basket

The column mount utility basket provides additional storage space needed for folders or supplies, ensuring you have the information you need on hand without taking up essential work surface space.



Multi-Purpose Shelf

The multi-purpose shelf accessory with adjustable strap conveniently mounts to the workstation column for added equipment or extra space.



Left Hand Swing-a-mouse

The left hand Swing-a-mouse swiveling mouse surface mounts to the workstation work surface, providing added space when needed and swiveling out of the way when it's not.



Bar Code Holder

The optional bar code holder accessory mounts to the cart work surface, allowing you to secure equipment for mobile computing at the point of care.



Keyless Security System

The convenient keyless security system mounts to the phlebotomy cart front storage compartment for added security.



Power Strip

The optional power distribution strip provides four hospital grade AC outlets with a 10' power cord, mounted with a horizontal bracket.



Cable Management Holder

The optional cable management holder with reusable cable ties mounts to the workstation work surface to keep cables organized and out of the way.



Coiled Power Cord

The coiled, hospital grade power cord retracts to 1.5' and extends to 7.5', providing flexibility without the clutter of traditional cords.



Retractable Cable Reel

The retractable hospital grade reel is discreet at 6.5" in diameter and extends 10' for added working area.

Specifications

Non-powered Workstations

18" of height adjustment, from 29" to 47"
 30 lb. weight capacity
 18" x 20" base dimension
 2 locking casters front; 2 non-locking casters rear
 3.94" (100mm) oversized casters
 Polished aluminum column and caster base
 Worksurface dimensions:
 6201 – 20"D x 20"W
 6202 – 20"D x 20"W
 6206 – 22"D x 32"W
 6207 – 22"D x 32"W
 ANSI / BIFMA compliant


Phlebotomy Workstation

18" of height adjustment, from 33" to 51"
 30 lb. weight capacity
 18" x 20" base dimension
 2 locking casters front; 2 non-locking casters rear
 3.94" (100mm) oversized casters
 Polished aluminum column and caster base
 6230 worksurface dimension
 26"D x 20"W
 ANSI / BIFMA compliant


DC Powered Workstations

18" of height adjustment, from 29" to 47"
 30 lb. weight capacity
 18" x 22" base dimension
 2 locking casters front; 2 non-locking casters rear
 3.9" (100mm) heavy duty dual wheel casters
 Polished aluminum column and caster base
 Worksurface dimensions:
 6251 – 20"D x 20"W
 6252 – 20"D x 20"W
 6256 – 22"D x 32"W
 ANSI / BIFMA compliant
 DC power supply complies with the following safety standards:
 UL 60601-1
 CAN/CSA-C22.2 No.601.1-M90
 Please refer to "DC Powered Cart Operators Manual" for further details

Midmark Woodgrain Panels



Fusion Maple



Golden Anigre



Honey Maple




Cherry Cappuccino




Wild Cherry



Violin Figured Annigre



Summer Apple




Crossfire Java



Dark Walnut

Midmark Solid Panels



Pebble Grey



Harmony White



Glacier White



Shimmer (metallic)



Bark (metallic)



Shark Grey (metallic)



CARB 93120.2 Phase 1 Compliant

Midmark is an ISO 13485 and ISO 9001 Certified Company.
 For more information or a demonstration, contact your Midmark dealer or call: 1-800-MIDMARK Fax: 1-800-365-8631
 Outside the U.S.A. call: 1-937-526-3662 Fax: 1-937-526-8392
 or visit our website at midmark.com

© 2009 Midmark Corporation
 60 Vista Drive P.O. Box 286 Versailles, Ohio 45380-0286
 Products subject to improvement changes without notice
 Litho in U.S.A. 007-0826-00 Rev. A1 (12/09)



Because we care.